

2026 BEQ TECHNOLOGY PRODUCT CATALOG





BEQ TECHNOLOGY PRODUCT CATALOG

Welcome to the BEQ Technology product catalog, where innovation and performance meet expertise.

We are proud to offer a complete range of high-quality charging solutions, designed and manufactured to meet the needs of electric vehicle drivers. Thanks to our team of passionate engineers and technicians, each product is developed with attention to detail and a commitment to providing sustainable and effective solutions.

Whether you are a citizen, building manager, electrician, fleet manager, or business owner, discover our solutions tailored to your specific needs.

We invite you to explore our products to find those that will support your success.



RESIDENTIAL

CHARGING STATIONS



BEQ SOLO 9.6-11.5 KW

LEVEL 2 CHARGING STATION - 40-48 AMP

RESIDENTIAL SERIES

CHOOSE PERFORMANCE AND RELIABILITY WITH THE SOLO 9.6 - 11.5 KW CHARGING STATION - 40-48 AMP

- Fast charging: Up to 60 km of range added per hour of charging.
- Reliability and robustness: Designed to withstand extreme conditions (-40°C to +40°C).
- Ultra-flexible 25-foot cable: Easy to handle, even in winter.
- Exceptional 7-year warranty: The best on the market (7 years on the charging station, 3 years on the cable and connector).
- Connected intelligence: Built-in Wi-Fi, dynamic power sharing, and amperage adjustment.
- Universal compatibility: J1772 or NACS connectors, RFID card option for secure control.
- Flexible installation: Direct connection or NEMA 14-50, indoor and outdoor use.



THOUGHT OUT, DESIGNED, DEVELOPED, AND MANUFACTURED BY BEQ TECHNOLOGY.
OUR PRODUCT IS A REFLECTION OF QUEBEC AND CANADIAN ENGINEERING.

BEQ MULTI 9.6-11.5 KW

LEVEL 2 CHARGING STATION - 40-48 AMP

RESIDENTIAL SERIES FOR MULTI-UNIT BUILDINGS

CHOOSE PERFORMANCE AND RELIABILITY WITH THE MULTI 9.6 11.5 KW - 40-48 AMP CHARGING STATION

- Fast charging: Up to 60 km of range added per hour of charging.
- Reliability and robustness: Designed to withstand extreme conditions (-40°C to +40°C).
- Ultra-flexible 25-foot cable: Easy to handle, even in winter.
- Exceptional 7-year warranty: The best on the market (7 years on the charging station, 3 years on the cable and connector).
- Connected intelligence: Built-in Wi-Fi, dynamic power sharing, and amperage adjustment.
- Universal compatibility: J1772 or NACS connectors, RFID card option for secure control.
- Installation: Plug-and-play, indoor and outdoor use.



THOUGHT OUT, DESIGNED, DEVELOPED, AND MANUFACTURED BY BEQ TECHNOLOGY.
OUR PRODUCT IS A REFLECTION OF QUEBEC AND CANADIAN ENGINEERING.

BEQ SOLO 19.2 KW

LEVEL 2 CHARGING STATION - 80 AMP

RESIDENTIAL SERIES

CHOOSE PERFORMANCE AND RELIABILITY WITH THE SOLO 19.2 KW - 80 AMP CHARGING STATION

- Fast charging: Up to 90 km of range added per hour of charging.
- Reliability and robustness: Designed to withstand extreme conditions (-40°C to +40°C).
- Ultra-flexible 25-foot cable: Easy to handle, even in winter.
- Exceptional 7-year warranty: The best on the market (7 years on the charging station, 3 years on the cable and connector).
- Connected intelligence: Built-in Wi-Fi, dynamic power sharing, and amperage adjustment.
- Universal compatibility: J1772 or NACS connectors, RFID card option for secure control.
- Installation: Direct connection, indoor and outdoor use.



THOUGHT OUT, DESIGNED, DEVELOPED, AND MANUFACTURED BY BEQ TECHNOLOGY.
OUR PRODUCT IS A REFLECTION OF QUEBEC AND CANADIAN ENGINEERING.

EV ONE+

ELECTRIC VEHICLE CHARGING STATION

The EVOne portable charging station offers you a world of possibilities thanks to its adjustable amperage. It allows you to charge your vehicle faster thanks to its high power, or to do so more slowly to preserve the durability of your battery.

FEATURES:

Rated current: 32A

14-50P plug for stove outlet

Wi-Fi connectivity

Allows power sharing between 2 stations

Allows access control via the app

SCREEN DISPLAY:

Internal temperature

Charging intensity

Detected voltage

Number of charges

Elapsed usage time

Accumulated kWh

Maximum intensity range

3-year limited warranty



EV ONE 32

ELECTRIC VEHICLE CHARGING STATION

The EVOne portable charging station offers you a world of possibilities thanks to its adjustable amperage. It allows you to charge your vehicle faster thanks to its high power, or to do so more slowly to preserve the durability of your battery.

FEATURES:

- Rated current: 32A
- 6-50P plug for welder socket
- Energy delivered display in kWh
- 7.6-meter (25-foot) output cable
- Gun holder included
- Cable holder included
- Indoor or outdoor installation

SCREEN DISPLAY:

- Internal temperature
- Charging current
- Detected voltage
- Number of charges
- Elapsed usage time
- Accumulated kWh
- Maximum current range

3-year limited warranty



COMMERCIAL

CHARGING STATIONS



BEQ PRO 19.2 KW

LEVEL 2 CHARGING STATION - 80 AMP

COMMERCIAL SERIES

CHOOSE PERFORMANCE AND RELIABILITY WITH THE PRO 19.2 KW - 80 AMP CHARGING STATION

- Fast charging: Up to 90 km of range added per hour of charging.
- Reliability and robustness: Designed to withstand extreme conditions (-40°C to +40°C).
- Ultra-flexible 25-foot cable: Easy to handle, even in winter.
- 3-year warranty (5-year extended warranty available)
- Connected intelligence: Built-in Wi-Fi, dynamic power sharing, and amperage adjustment.
- Universal compatibility: J1772 or NACS connectors, RFID card option for secure control.
- Installation: Direct connection, indoor and outdoor use.



THOUGHT OUT, DESIGNED, DEVELOPED, AND MANUFACTURED BY BEQ TECHNOLOGY.
OUR PRODUCT IS A REFLECTION OF QUEBEC AND CANADIAN ENGINEERING.

BEQ PRO 11.5 KW

LEVEL 2 CHARGING STATION – 48 AMP

COMMERCIAL SERIES

CHOOSE PERFORMANCE AND RELIABILITY WITH THE PRO 11.5 KW – 48 AMP CHARGING STATION

- Fast charging: Up to 60 km of range added per hour of charging.
- Reliability and robustness: Designed to withstand extreme conditions (-40°C to +40°C).
- Ultra-flexible 25-foot cable: Easy to handle, even in winter.
- 3-year warranty (5-year extended warranty available)
- Connected intelligence: Built-in Wi-Fi, dynamic power sharing, and amperage adjustment.
- Universal compatibility: J1772 or NACS connectors, RFID card option for secure control.
- Installation: Direct connection, indoor and outdoor use.



THOUGHT OUT, DESIGNED, DEVELOPED, AND MANUFACTURED BY BEQ TECHNOLOGY.
OUR PRODUCT IS A REFLECTION OF QUEBEC AND CANADIAN ENGINEERING.

INITIUM 30-40 KW

LEVEL 3 DC FAST CHARGER

BEQ Technology's 30 to 40 kW Level 3 chargers offer a 100 to 135 A output, the best in its class, ensuring maximum power.*

Our chargers are designed for a full system operating range of -50°C to +50°C (-58°F to 122°F), ensuring reliable operation in all climates.

- Ideal for public charging stations, shared charging stations, or charging electric vehicle fleets.
- Offline/networked versions available for fleet and charging station operators.
- Standard dual-cable design can be customized with any combination of CCS1 and NACS (TESLA).
- Standard 3-year warranty (from date of commissioning) on all components, including cables.
- Up to 10-year extended warranty available.
- Standard 3-year warranty (from date of commissioning) on all components, including cables.
- Up to 10-year extended warranty available.

KEY DESIGN FEATURES

1. The physical payment terminal (Tap/Insert/Swipe/NFC) enables reliable operation without an app and provides access control.
2. The slim profile design allows for easy installation on sidewalks and against exterior walls of buildings.
3. The terminal's powder-coated aluminum construction prevents corrosion and ensures a long service life.
4. Condensation mitigation technology ensures that the interior of the terminal remains dry at all times.
5. The special air intake design ensures smooth operation even in heavy or continuous rain.
6. Integrated series connection terminal block allowing up to 4 units to be installed using a main circuit breaker.
7. The circuit breaker integrated into the base allows quick power-off for safe maintenance without interrupting other chargers connected in series.
8. All components are easily accessible and easy to maintain (the front cover swings up and locks automatically for inspection).



* Between 150 and 275 km/hour charging speed for mid-size SUVs and electric passenger vehicles.



OPTIMUM 80-160 KW

LEVEL 3 DC FAST CHARGER

The BEQ OPTIMUM series offers a modular design with best-in-class current output, ensuring maximum power delivery at any state of charge.

Modular platform available in 80 or 160 kW variants, these chargers are designed for outdoor or indoor applications and are certified for a full range of system operation from -50°C to +50°C (-58°F to 122°F), ensuring reliable operation in any climate.

- Ideal blend of price and performance combined with unmatched reliability.
- Dual output and dynamic power sharing with 40kW granularity.
- Best in class with a total output current of 1600 A / 1330 A / 1200 A (480 / 400 / 320 kW).
- Each connector can supply 250 A continuously and 400 A in boost mode with naturally cooled cables (NCC).
- SiC design offering up to 97.5% efficiency at full load.
- Ground-up design minimized parts count while maximizing reliability and simplifying spare parts and supply chain management.
- Fully customizable software dashboard enables a tailored experience.
- Standard 3-year warranty (from the date of commissioning) on all components, including cables. Up to 10 years of extended warranty available.

Guaranteed information security: Your data is securely hosted on our servers located in Canada (Toronto).



ULTIMUM 240-480KW

LEVEL 3 DC FAST CHARGER

The BEQ ULTIMUM series offers a modular design with best-in-class current output, ensuring maximum power delivery at any state of charge.

Modular platform available in 240, 320, 400, or 480 kW, these chargers are designed for outdoor or indoor applications and are designed for a full system operating range from -50°C to +50°C (-58°F to 122°F), ensuring reliable operation.

Where unmatched performance meets unmatched reliability.

Designed to meet the challenges of the most demanding applications.

- Dual output and dynamic power sharing with 40kW granularity.
- Best in class with a total output current of 1600 A / 1330 A / 1200 A / 800 A (480 / 400 / 320 / 240 kW). Each connector can supply 600A continuously and 800A in boost mode with thin, liquid-cooled cables (NCC).
- SiC design offering up to 97.5% efficiency at full load.
- Ground-up design minimized parts count while maximizing reliability and simplifying spare parts and supply chain management.
- Fully customizable software dashboard for a tailored experience.
- Standard 3-year warranty (from the date of commissioning) on all components, including cables. Up to 10 years of extended warranty available.

Guaranteed information security: Your data is securely hosted on our servers located in Canada (Toronto).



TEAL 80/160 DEPOT

ALL-IN-ONE CHARGING SOLUTIONS FOR BUS DEPOTS


Teal 80/160 kW bus depot chargers offer the versatility needed to electrify diesel garages with minimal modifications required.

Available in 80 and 160 kW variants and capable of sequential, parallel, or dynamic power sharing (50-50 split) to meet current and future bus requirements. Robust system with a unique operating range from -50°C to +50°C, ensuring reliability in any harsh climate.

Ideal for intensive operations in bus depots and commercial fleet applications.

- Best-in-class performance with a maximum current of 266/532A, offering up to 2.5 times the current offered by competing products.
- SiC rectifiers with full load efficiency of +97.5%.
- Weight of only 70 kg (80 kW version, excluding cable), requiring minimal structural modifications.
- Configurable for pantographs or cables.
- Power sharing capability with another identical unit.
- Highly redundant architecture ensuring minimal downtime.
- Highly redundant architecture ensuring minimal downtime.
- Optimized design with a reduced number of parts, maximizing reliability and simplifying spare parts and supply chain.
- Fully customizable control and monitoring dashboard for a tailored experience.
- Standard 3-year warranty (from the date of commissioning) on all components, including cables. Up to 10 years of extended warranty available.

Guaranteed information security: Your data is securely hosted on our servers located in Canada (Toronto).



AUTEL

LEVEL 2 COMMERCIAL CHARGING STATION - MAXICHARGER AC ON STAND

Charging power:

Up to 19.2 kW per port (when fast charging two vehicles simultaneously)

Power plug type:

Direct connection

Installation type:

Indoor or outdoor

Cable :

25 feet (7.6 meters) or 16.4 feet (5 meters)

ADDITIONAL FEATURES:

- Cable management system
- Dynamic load balancing
- ISO 15118 Plug & Charge
- Ability to generate advertising revenue
- 8-inch high-definition screen
- Rugged design, can be wall-mounted or floor-mounted

Housing dimensions:

24,6" x 12,6" x 6,7" (625mm x 320mm x 170mm)

WiFi-connected terminal:

Bluetooth, WiFi, Ethernet, 4G, RS485

Limited warranty:

3-year limited manufacturer's warranty, warranty extension available.

Compatibility:

Compatible with all rechargeable vehicles (100% electric or rechargeable hybrids) sold in North America (SAE J1772 connector).



AUTEL

LEVEL 3 COMMERCIAL CHARGING STATION - MAXICHARGER DC WALL MOUNT

Charging power:

40kW (150-950V/ 133A)

Power plug type:

Three-phase direct connection

Installation type:

Outdoor

Cable :

4 m (13.1') standard; 5 m (16.4') optional

ADDITIONAL FEATURES

- Dual ports provide up to 40 kW of power
- Allows 2 vehicles to be charged simultaneously
- User-friendly 21.5-inch LCD touchscreen

Housing dimensions:

39.37" x 21.65" x 10.23" (1000x550x260 mm)

WiFi-connected terminal:

4G, WiFi, Ethernet

Limited warranty:

2-year limited manufacturer's warranty, warranty extension available.



AUTEL

LEVEL 3 COMMERCIAL CHARGING STATION - MAXICHARGER DC FAST 60KW-240KW

20kW increments

Charging power:

Up to 240 kW

Power plug type:

Three-phase direct connection

Installation type:

Outdoor

Cable :

15 feet (optional: 20 or 25 feet)

ADDITIONAL FEATURES

- Integrated with OCPP (Open Charge Point Protocol). With CHAdeMO and CCS connectors
- Operating volume below 65dB with low noise and high power
- High-contrast 27-inch LCD touchscreen (15.6-inch optional)

Housing dimensions:

- DCFC 60KW-120KW: 76.8" x 32.3" x 23.6" (1950 x 820 x 600mm)
- DCFC 140KW-240KW: 76.8" x 32.3" x 27.6" (1950 x 820 x 700 mm)

WiFi-connected terminal:

Internet access via 4G / WiFi / Ethernet (RJ 45)

Limited warranty:

2-year limited manufacturer's warranty, warranty extension available.



AUTEL

LEVEL 3 COMMERCIAL CHARGING STATION - MAXICHARGER DC FAST ADV

Charging power:

Up to 160 kW

Power plug type:

Three-phase direct connection

Installation type:

Outdoor

Cable :

4 m (13.1 ft) standard; 5 m (16.4 ft), 6.5 m (21.3 ft), or 7 m (23 ft) optional

ADDITIONAL FEATURES

- Charging speed can be increased by up to 30% without overheating
- 55-inch LCD touchscreen (3840 x 2160)
- High-definition screen designed for superior resolution in an outdoor environment
- Powered by dual Android 10 system for more innovative applications

Housing dimensions:

85" x 33.46" x 27.5" (2160 x 850 x 700 mm)

WiFi-connected terminal:

4G, WiFi, Ethernet

Limited warranty:

2-year limited manufacturer's warranty, warranty extension available.



AUTEL

LEVEL 3 COMMERCIAL CHARGING STATION - MAXICHARGER HIGH-POWER DC

Charging power:

Up to 480 kW

Power plug type:

Three-phase direct connection

Installation type:

Outdoor

Cable :

Liquid cooling: 4 m (13.12 ft)

Air cooling: 4 m (13.12 ft)

Standard: 7 m (16.4 ft) or 7 m (23 ft) optional

LED/LCD/APP

ADDITIONAL FEATURES

- Up to 650A thanks to liquid cooling technology, enabling up to 400 km of range in 10 minutes
- Allows 4 vehicles to be charged simultaneously with up to 480kW of power
- 55-inch LCD touchscreen with mini-LED technology designed for excellent viewing in outdoor environments

Housing dimensions:

- Power supply unit: 85" x 55.5" x 35.35"
(2160 x 1410 x 898 mm)
- User unit: 85" x 33.5" x 15.75"
(2160 x 850 x 400 mm)

WiFi-connected terminal:

4G, WiFi, Ethernet

Limited warranty:

2-year limited manufacturer's warranty, warranty extension available.



ACCESSORIES



BEQ CHARGE CONTROLLER

FOR DYNAMIC CURRENT MANAGEMENT



The charge controller provides real-time monitoring of energy demand, enabling dynamic power management based on specific needs. It automatically adjusts to external demand taking into account the capacity of the building or other types of facilities (residential, commercial, multi-unit dwellings, etc.). This management adapts to variations in energy needs, particularly for electric vehicles.

ADVANTAGES OF THE BEQ CHARGE CONTROLLER

- In many cases, eliminates the need to replace an electrical panel.
- Enables smart management of electricity consumption.
- Ensures safe charging, even in the event of electrical limitations.

PRODUCT VARIATIONS

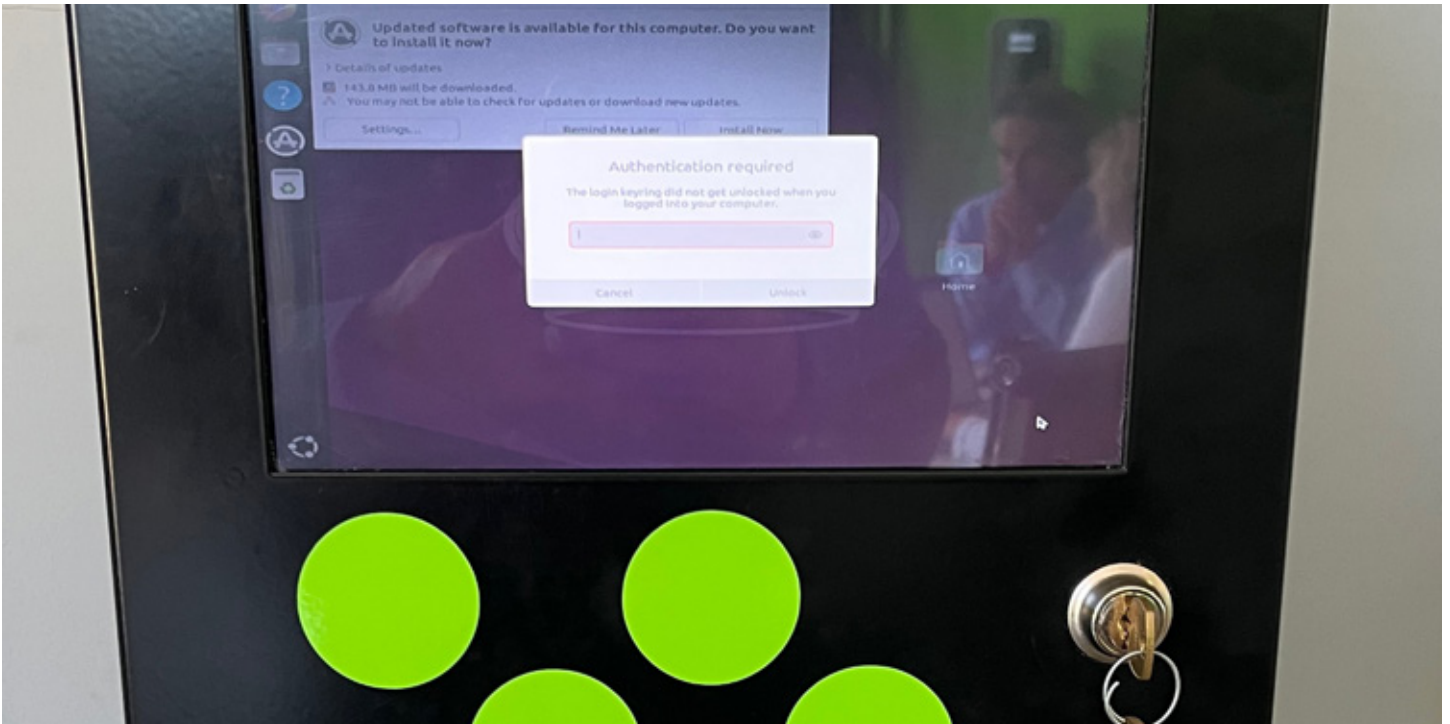
The charge controller is available in 6 versions:

- 200 amps single-phase
- 200 amps three-phase
- 400 amps single-phase
- 400 amps three-phase
- 1000 amps single-phase
- 1000 amps three-phase



BEQ CHARGE CONTROLLER

FOR DYNAMIC CURRENT MANAGEMENT IN MULTIFAMILY BUILDINGS



Product description coming soon.



SIMPLE BEQ PEDESTAL

UNIVERSAL PEDESTAL FOR CHARGING STATION

Simple universal pedestal for charging stations on facades, compatible with the stations of your choice.

DETAILS:

- Made of aluminum and painted with electrostatic powder coating
- Universal (compatible with all stations)
- Can be installed outdoors or indoors
- Opens across the entire front for easy access and cable connection
- One-year warranty on manufacturing defects
- Cable entry from below
- Includes a finishing cover to hide the electrical conduit entry and base mounting bolts
- Visually discreet, 57 in. high, 9 in. wide
- Can be securely screwed to the ground or using our specially designed screw-in base.



Base for mounting on concrete sold separately.

DOUBLE PEDESTAL BEQ

UNIVERSAL PEDESTAL FOR CHARGING STATIONS

Universal pedestal, compatible with the charging stations of your choice: BEQ, EV One, FLO, EVduty, ChargePoint, and others.

The pedestal can accommodate up to two charging stations for electric vehicles.

It can be customized with the name and colors of the company (customer).

DETAILS:

- Made of aluminum and painted with electrostatic powder coating
- Visually discreet, 57 inches high, 14 inches wide
- Universal (compatible with all charging stations)
- Can be installed outdoors or indoors
- Opens across the entire front for easy access and cable connection
- One-year warranty on manufacturing defects
- Allows for the installation of two charging stations
- Cables enter from below
- Includes a finishing cover to hide the electrical conduit entry and base mounting bolts
- Can be securely screwed to the ground or using our specially designed screw-in base
- Terminal mounting panel pre-drilled with matrix according to selected terminals (extra charge).



Charging stations sold separately.

BEQ INTEGRAL PEDESTAL

UNIVERSAL PEDESTAL FOR CHARGING STATIONS

Charging station pedestal with retractable cables
Universal pedestal, compatible with all charging stations, including: FLO, EVduty, ChargePoint, and others. The pedestal allows for the installation of two charging stations for electric vehicles.

DETAILS:

- Made of aluminum and painted with electrostatic powder coating
- Retractable cables
- Universal (compatible with all stations up to 40A)
- Can be installed outdoors or indoors
- Opens across the entire front for easy access and cable connection
- One-year warranty on manufacturing defects
- Allows for the installation of two terminals
- Cable entry from below
- Includes a finishing cover to hide the electrical conduit entry and base mounting bolts
- Terminal mounting panel pre-drilled with a template according to the selected charging station (sold separately).



Charging stations sold separately.

EVONE PEDESTAL

THE PERFECT PEDESTAL FOR INSTALLING YOUR EVONE CHARGING STATION

Simple pedestal for front-facing charging station.
Compatible only with EVOne stations.

DETAILS:

- Made of steel and painted with powder coating using an electrostatic process
- Compatible only with EVOne stations
- Can be installed indoors or outdoors
- Opening at the base for easy cable passage and connection
- One-year warranty against manufacturing defects
- Cable entry from below
- Includes dedicated spaces for the power cable, gun holder, and cable holder
- Holes provided for EVOne and EVOne+ station holders
- Visually discreet, adaptable design
- Can be securely screwed to the ground if necessary

DIMENSIONS:

120 mm x 1495 mm x 55 mm (4.75" x 58.86" x 2.17")
Base: 250 mm x 90 mm (9.84" x 3.54")

WEIGHT:

7.7 kg (15.43 lbs)



Charging stations sold separately.

RETRACTABLE CABLE SYSTEM

RESIDENTIAL SYSTEM, COMPATIBLE WITH THE CHARGING STATION OF YOUR CHOICE

The BEQ Technology universal retractable cable system lets you manage the cable for your electric vehicle charging station at home.

Getting your hands dirty with dirty water, mud, or slush when unplugging your car will be a thing of the past.

DETAILS:

- Made of aluminum and painted with electrostatic powder coating
- Universal (compatible with most charging stations)
- Can be installed outdoors or indoors
- One-year warranty on manufacturing defects
- The rail must be installed at least 28 inches (71 cm) from the ground
- The charging station must be installed 40 inches (~1 meter) from the ground
- Reversible head (left-right) with porcelain hem for added durability
- For 30A-40A-48A charging stations
- The BEQ Technology universal retractable cable system allows you to manage the cable of your electric vehicle charging station at home.
- Getting your hands dirty with dirty water, mud, or slush when unplugging your car will be a thing of the past.



RETRACTABLE CABLE SYSTEM


COMMERCIAL SYSTEM

The BEQ Technology commercial retractable cable system manages the cable for commercial charging stations for electric vehicles.

Getting your hands dirty with dirty water, mud, or slush when unplugging your vehicle will be a thing of the past.

DETAILS:

- For 80A stations
- The BEQ Technology universal retractable cable system allows you to manage the cable of your electric vehicle charging station at home.



Charging stations sold separately.

ECO-DOME

FOR INCLEMENT WEATHER

ECO-DOME provides essential, high-end protection for your vehicle's electrical connection and charging port against snow, ice, and freezing rain. This patented product is entirely designed in Quebec!

It will prevent breakage and charging issues that our harsh winter weather can cause! Made from high-quality, non-woven fabric, it is durable and lightweight, making it easy to install and remove. Its unique design allows for easy access to the charging port, ensuring a secure connection at all times.

It will prevent damage and charging issues that our harsh winter weather can cause! Made from high-quality canvas rather than thin fabric that can tear with a single gust of wind, it will remain in excellent condition for a long time (tested in extreme cold, it will retain its original condition).

A hook-and-loop fastener strip with mechanical hooks and loops closes off the electrical cable access to prevent snow and freezing rain from getting inside.

A beautiful product that combines practicality and aesthetics. Order yours today!

Our eco-responsible philosophy is to manufacture sustainable products to avoid overconsumption!

The ECO-DOME adapts to several hybrid or electric vehicles thanks to its magnets that adhere to the bodywork. Vehicles made of polymer, plastic, or aluminum are incompatible with ECO

DOME models because the magnets do not adhere to them.

Several models available.



GUN PROTECTOR

FOR INCLEMENT WEATHER

The durable EVPLUG case protects the release button on the gun and the charging terminal connector from the elements when it is on its mount and during use.

Made of durable nylon, this protector stays in place on the electrical connector thanks to an extendable and adjustable fastener. Easy to install and use. To connect the vehicle, simply push against the magnetic opening to release the connection tip. No need to remove your gloves, a simple press of the magnets is enough to close the case when charging is complete.

The protective case remains on the charging station connector at all times, preventing delays and damage caused by inclement weather. You will also notice that your gun is protected even when stored or out of service.

Drive electric in winter without hassle!

This product is entirely designed and manufactured in Quebec.



PARKING SIGN

FOR CLEAR DISPLAY

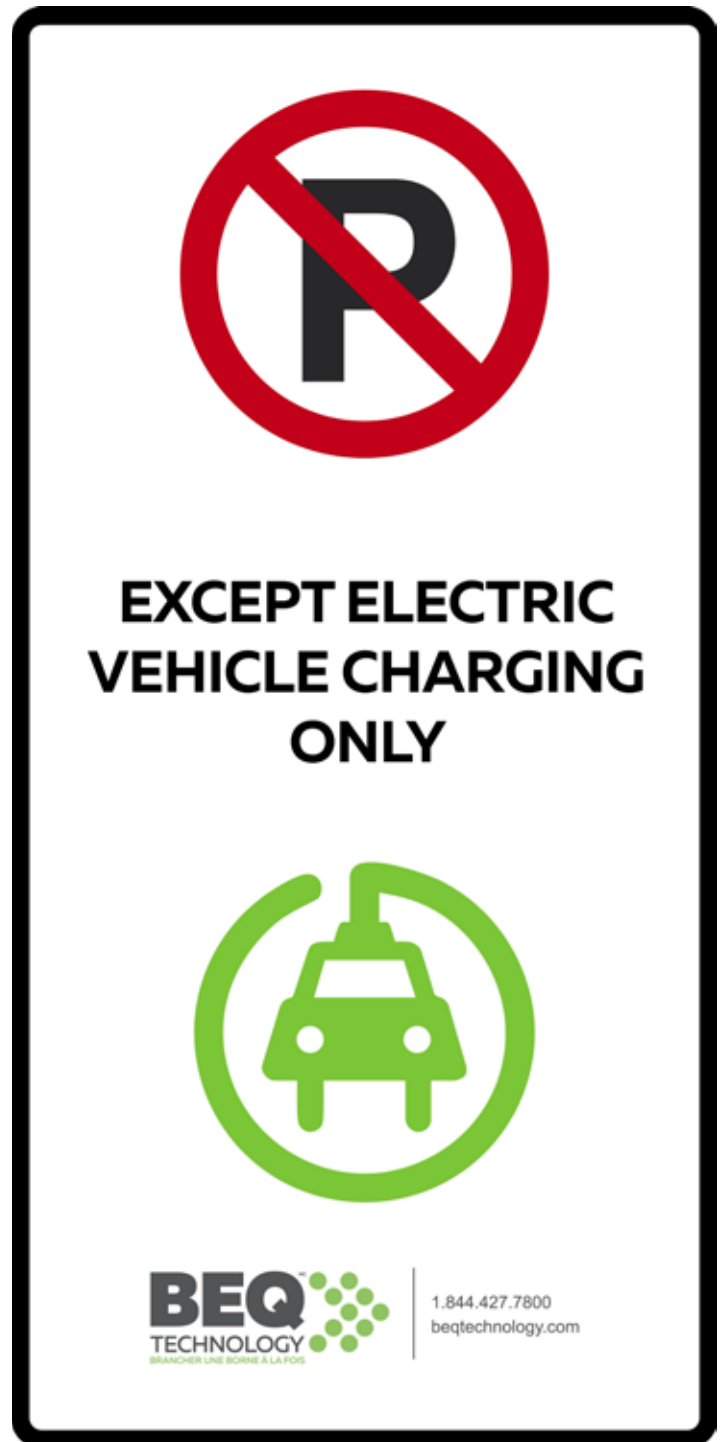
Clearly advertise your parking spaces equipped with charging stations using our parking identification signs for electric vehicles.

Several options available:

- Reserved for employees,
- Reserved for customers, or
- Reserved for charging vehicles.

Available in 12 x 24 inch format.

Made of aluminum.



BEQ CONNECT APP

FOR REAL-TIME TRACKING OF YOUR CHARGES

Simplify every charge with BEQ Technology.

Discover the many benefits that make charging your EV easier with the BEQ Technology app.

Simplify the installation and configuration of your charging station by scanning the QR code on your residential charging station.

Link your BEQ Technology charging card to start and stop charging with ease. (Optional)

Enjoy fast and convenient charging with the app's automatic start feature.

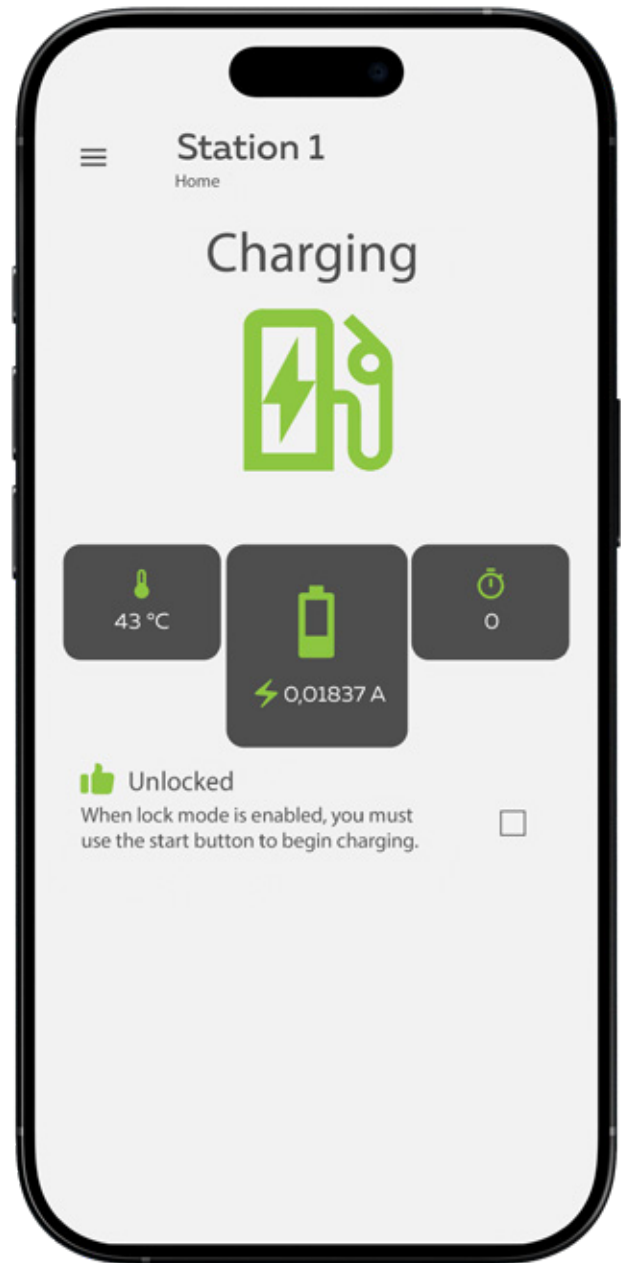
Save on your electricity bills by scheduling charging sessions during off-peak hours.

Access your real-time charging statistics, such as energy consumption, energy costs, charging amperage, and charging time.

View details of your monthly energy consumption.

Customize your charging costs based on local energy rates.

Optimize charging efficiency by distributing charging power evenly between home chargers via dynamic load balancing.





Follow us!



BEQ Technology
info@beqtechnology.com / 1-844-427-7800
6484 Blvd Bourque, Sherbrooke QC J1N 1H3
beqtechnology.com